

BRISTOL

Martin
/ Bratrud

Pricelist

Effective 01/11/2024

DESIGNED BY MARTIN BRATTRUD STUDIO

The Bristol Collection provides a simple, scalable solution for lobbies, reception areas, cafes and social or collaborative spaces in the office. Offering endless ways to configure a space, Bristol's neat footprint permits application even in smaller spaces. The cushioned back adds postural support—and invites creative upholstery treatments that bring fresh color, pattern and texture to contemporary settings.



LOW BACK	2
HIGH BACK	3
WEDGE	6
BENCHES	7
TABLES	8
COFFEE TABLES	20
MATERIALS & FINISHES	27



247-03L

Low Back, Chair, Corner

Single Upholstery		yds	sqft
		3.75	68
Multiple Upholstery	Body, Seat Cushion	3	54
	Lumbar Cushion	0.75	14

Outer Width	25.5"
Outer Depth	25.5"
Outer Height	26"
Seat Height	18"
Seat Depth	21.5"
Carton Weight	95 lbs
Carton Volume	17 cu ft

COM	COL	MB LEATHER		GRADE-IN FABRICS								
		A	B	1	2	3	4	5	6	7	8	9
2198	2418	3278	3548	2438	2513	2588	2663	2738	2813	2888	2963	3038

LEGS	Standard in Powder Coat Stainless Steel	add	125
------	---	-----	------------

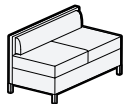
Specify MB Finish from the Material Worksheet.

GSA SIN 71116

LUMBAR CUSHION	Standard with Right Facing (RF)		
	Left Facing (LF)	add	0
	Lumbar Centered (C)	add	0
	Lumbar Cushion Full (F)	add	0

✓ SCS Certified Indoor Advantage

See [Materials & Finishes](#) on page 27



247-50L

Low Back, Sofa, Armless

Single Upholstery		yds	sqft
		4.5	81
Outer Width	50"		
Outer Depth	25.5"		
Outer Height	26"		
Seat Height	18"		
Seat Depth	21.5"		
Carton Weight	120 lbs		
Carton Volume	29 cu ft		

COM	COL	MB LEATHER		GRADE-IN FABRICS								
		A	B	1	2	3	4	5	6	7	8	9
3138	3452	4434	4758	3426	3516	3606	3696	3786	3876	3966	4056	4146

LEGS	Standard in Powder Coat Stainless Steel	add	125
------	---	-----	------------

Specify MB Finish from the Material Worksheet.

GSA SIN 71116

LUMBAR CUSHION	Standard with Lumbar Centered (C)		
	Lumbar Cushion Full (F)	add	0
	Left Facing (LF)	add	0
	Right Facing (RF)	add	0

✓ SCS Certified Indoor Advantage

See [Materials & Finishes](#) on page 27



248-01HA

High Back, Chair, Arms

Single Upholstery		yds	sqft
		5	90
Multiple Upholstery	Body, Seat & Arms	4.75	86
	Lumbar Cushion	0.75	14

Outer Width	29"
Outer Depth	25.5"
Outer Height	30.5"
Seat Height	18"
Seat Depth	20.5"
Arm Height	24"
Width between Arms	25"
Carton Weight	95 lbs
Carton Volume	17 cu ft



248-01H

High Back, Chair, No Arms

Single Upholstery		yds	sqft
		3.5	63
Multiple Upholstery	Body, Seat Cushion	3.5	63
	Lumbar Cushion	0.75	14

Outer Width	25"
Outer Depth	25.5"
Outer Height	30.5"
Seat Height	18"
Seat Depth	20.5"
Carton Weight	80 lbs
Carton Volume	16 cu ft

COM	COL	MB LEATHER		GRADE-IN FABRICS								
		A	B	1	2	3	4	5	6	7	8	9
2501	2751	3941	4301	2821	2921	3021	3121	3221	3321	3421	3521	3621

LEGS	Standard in Powder Coat Stainless Steel	add	125
------	---	-----	------------

Specify MB Finish from the Material Worksheet.

GSA SIN 71116

✓ SCS Certified Indoor Advantage

See [Materials & Finishes](#) on page 27

LUMBAR CUSHION	Standard with Lumbar Centered (C)		
	Lumbar Cushion Full (F)	add	0
	Left Facing (LF)	add	0
	Right Facing (RF)	add	0

COM	COL	MB LEATHER		GRADE-IN FABRICS								
		A	B	1	2	3	4	5	6	7	8	9
2020	2222	3028	3280	2244	2314	2384	2454	2524	2594	2664	2734	2804

LEGS	Standard in Powder Coat Stainless Steel	add	125
------	---	-----	------------

Specify MB Finish from the Material Worksheet.

GSA SIN 71116

✓ SCS Certified Indoor Advantage

See [Materials & Finishes](#) on page 27

LUMBAR CUSHION	Standard with Right Facing (RF)		
	Left Facing (LF)	add	0
	Lumbar Cushion Full (F)	add	0
	Lumbar Centered (C)	add	0

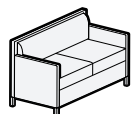


248-03H

High Back, Chair, Corner

Single Upholstery		yds	sqft
		4	72
Multiple Upholstery	Body, Seat Cushion	3	54
	Lumbar Cushion	1	18

Outer Width	25.5"
Outer Depth	25.5"
Outer Height	30.5"
Seat Height	18"
Seat Depth	20.5"
Carton Weight	105 lbs
Carton Volume	16 cu ft



248-50HA

High Back, Sofa, Arms

Single Upholstery		yds	sqft
		7	126
Multiple Upholstery	Body, Seat & Arms	6.5	117
	Lumbar Cushion	1	18

Outer Width	54"
Outer Depth	25.5"
Outer Height	30.5"
Seat Height	18"
Seat Depth	20.5"
Arm Height	24"
Width between Arms	50"
Carton Weight	130 lbs
Carton Volume	32 cu ft

COM	COL	MB LEATHER		GRADE-IN FABRICS								
		A	B	1	2	3	4	5	6	7	8	9
2240	2464	3392	3680	2496	2576	2656	2736	2816	2896	2976	3056	3136

LEGS	Standard in Powder Coat Stainless Steel	add	125
------	--	-----	------------

Specify MB Finish from the Material Worksheet.

GSA SIN 71116

✓ SCS Certified Indoor Advantage

See [Materials & Finishes](#) on page 27

LUMBAR CUSHION	Standard with Lumbar Centered (C)		
	Left Facing (LF)	add	0
	Lumbar Cushion Full (F)	add	0
	Right Facing (RF)	add	0

COM	COL	MB LEATHER		GRADE-IN FABRICS								
		A	B	1	2	3	4	5	6	7	8	9
3724	4096	5740	6244	4172	4312	4452	4592	4732	4872	5012	5152	5292

LEGS	Standard in Powder Coat Stainless Steel	add	125
------	--	-----	------------

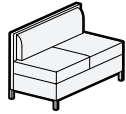
Specify MB Finish from the Material Worksheet.

GSA SIN 71116

✓ SCS Certified Indoor Advantage

See [Materials & Finishes](#) on page 27

LUMBAR CUSHION	Standard with Lumbar Centered (C)		
	Lumbar Cushion Full (F)	add	0
	Left Facing (LF)	add	0
	Right Facing (RF)	add	0



248-50H

High Back, Sofa, Armless

Single Upholstery		yds	sqft
		5	90

Multiple Upholstery	Body, Seat Cushion	4.5	81
	Lumbar Cushion	1	18

Outer Width	50"
Outer Depth	25.5"
Outer Height	30.5"
Seat Height	18"
Seat Depth	20.5"
Carton Weight	125 lbs
Carton Volume	29 cu ft

COM	COL	MB LEATHER		GRADE-IN FABRICS								
		A	B	1	2	3	4	5	6	7	8	9
3242	3566	4682	5042	3562	3662	3762	3862	3962	4062	4162	4262	4362

LEGS	Standard in Powder Coat Stainless Steel	add	125
------	---	-----	------------

LUMBAR CUSHION	Standard with Lumbar Centered (C)		
	Lumbar Cushion Full (F)	add	0
	Left Facing (LF)	add	0
	Right Facing (RF)	add	0

Specify MB Finish from the Material Worksheet.

GSA SIN 71116

✓ SCS Certified Indoor Advantage

See [Materials & Finishes](#) on page 27



247-41LO

Wedge, Low Back, Outside Back, Centered Lumbar

Single Upholstery		yds	sqft
		4.5	81

Multiple Upholstery	Body, Seat Cushion	4.5	81
	Lumbar Cushion	0.5	9

Outer Width		41.5"	
Outer Depth		25.5"	
Outer Height		26"	
Seat Height		18"	
Seat Depth		21.5"	
Carton Weight		130 lbs	
Carton Volume		26 cu ft	

COM	COL	MB LEATHER		GRADE-IN FABRICS								
		A	B	1	2	3	4	5	6	7	8	9
3498	3848	4794	5118	3786	3876	3966	4056	4146	4236	4326	4416	4506

LEGS	Standard in Powder Coat Stainless Steel	add	125	Specify MB Finish from the Material Worksheet.
LUMBAR CUSHION	Standard with Right Facing (RF) Left Facing (LF) Lumbar Cushion Full (F) Lumbar Centered (C)	add	0	GSA SIN 71116 ✓ SCS Certified Indoor Advantage See Materials & Finishes on page 27



248-41HO

Wedge, High Back, Outside Back, Centered Lumbar

Single Upholstery		yds	sqft
		5	90

Multiple Upholstery	Body, Seat Cushion	4.5	81
	Lumbar Cushion	0.75	14

Outer Width		41.5"	
Outer Depth		25.5"	
Outer Height		30.5"	
Seat Height		18"	
Seat Depth		20.5"	
Carton Weight		140 lbs	
Carton Volume		29 cu ft	

COM	COL	MB LEATHER		GRADE-IN FABRICS								
		A	B	1	2	3	4	5	6	7	8	9
3599	3959	5039	5399	3919	4019	4119	4219	4319	4419	4519	4619	4719

LEGS	Standard in Powder Coat Stainless Steel	add	125	Specify MB Finish from the Material Worksheet.
LUMBAR CUSHION	Standard with Lumbar Centered (C) Lumbar Cushion Full (F) Right Facing (RF) Left Facing (LF)	add	0	GSA SIN 71116 ✓ SCS Certified Indoor Advantage See Materials & Finishes on page 27

Table, Round, Low, Monolithic, Plinth Base



249-20CLBM

Outer Width	20"
Outer Depth	20"
Outer Height	17.5"
Carton Weight	65 lbs
Carton Volume	6 cu ft

SELF EDGE			
Ash Veneer	Walnut Veneer	Corian®	Laminate
1503	1547	3093	1428

MONOLITHIC TABLE	Corian® Standard in Glacier White Corian® in Carbon or Concrete	add 743
------------------	--	---------

Specify MB Finish from the Material Worksheet.

GSA SIN 71116

✓ SCS Certified Indoor Advantage

See [Materials & Finishes](#) on page 27

Table, Round, Low, Table Top, Plinth Base



249-20CLB

Outer Width	20"
Outer Depth	20"
Outer Height	17.5"
Carton Weight	65 lbs
Carton Volume	6 cu ft

VENEER SURROUND		
Ash	Walnut	Laminate (Surround)
1830	1874	1755

TABLE TOP	Standard in Corian® in Glacier White	
	Glass	add 12
	Corian® in Carbon or Concrete	add 414
	Marble and Granite	add 706

Specify MB Finish from the Material Worksheet.

GSA SIN 71116

✓ SCS Certified Indoor Advantage

See [Materials & Finishes](#) on page 27



249-20CLM

Table, Round, Low, Monolithic, Legs

Outer Width	20"
Outer Depth	20"
Outer Height	17.5"
Carton Weight	65 lbs
Carton Volume	6 cu ft

SELF EDGE			
Ash Veneer	Walnut Veneer	Corian® Monolithic	Laminate
1628	1672	3218	1553

LEGS	Metal Standard in Powder Coat Metal in Stainless Steel	add 167
------	---	---------

Specify MB Finish from the Material Worksheet.

GSA SIN 71116

✓ SCS Certified Indoor Advantage

See [Materials & Finishes](#) on page 27



249-20CL

Table, Round, Low, Table Top, Legs

Outer Width	20"
Outer Depth	20"
Outer Height	17.5"
Carton Weight	65 lbs
Carton Volume	6 cu ft

SELF EDGE		
Ash Veneer	Walnut Veneer	Laminate
2223	2267	2128

TABLE TOP	Standard in Corian® in Glacier White	
	Glass	add 12
	Corian® in Carbon or Concrete	add 414
	Marble and Granite	add 706

Specify MB Finish from the Material Worksheet.

GSA SIN 71116

✓ SCS Certified Indoor Advantage

See [Materials & Finishes](#) on page 27

LEGS	Metal Standard in Powder Coat Metal in Stainless Steel	add 167
------	---	---------

Table, Round, High, Monolithic, Plinth Base



Outer Width	20"
Outer Depth	20"
Outer Height	21"

249-20CMBM

SELF EDGE			
Ash Veneer	Walnut Veneer	Corian®	Laminate
1507	1551	3274	1433

MONOLITHIC TABLE Corian® Standard in Glacier White
Corian® in Carbon or Concrete add **710**

Specify MB Finish from the Material Worksheet.

GSA SIN 71116

✓ SCS Certified Indoor Advantage

See [Materials & Finishes](#) on page 27

Table, Round, High, Table Top, Plinth Base



Outer Width	20"
Outer Depth	20"
Outer Height	21"

249-20CMB

VENEER SURROUND		
Ash	Walnut	Laminate (Surround)
1834	1878	1759

TABLE TOP Standard in Corian® in Glacier White
Glass add **12**
Corian® in Carbon or Concrete add **414**
Marble and Granite add **706**

Specify MB Finish from the Material Worksheet.

GSA SIN 71116

✓ SCS Certified Indoor Advantage

See [Materials & Finishes](#) on page 27



Table, Round, High, Monolith, Legs

Outer Width	20"
Outer Depth	20"
Outer Height	21"

249-20CMM

SELF EDGE			
Ash Veneer	Walnut Veneer	Corian® Monolithic	Laminate
1632	1676	3222	1557

Specify MB Finish from the Material Worksheet.

GSA SIN 71116

✓ SCS Certified Indoor Advantage

See [Materials & Finishes](#) on page 27



Table, Round, High, Table Top, Legs

Outer Width	20"
Outer Depth	20"
Outer Height	21"

249-20CM

VENEER SURROUND		
Ash	Walnut	Laminate (Surround)
2227	2271	2132

TABLE TOP	Standard in Corian® in Glacier White		
	Glass	add	12
	Corian® in Carbon or Concrete	add	414
	Marble and Granite	add	706

Specify MB Finish from the Material Worksheet.

GSA SIN 71116

✓ SCS Certified Indoor Advantage

See [Materials & Finishes](#) on page 27

LEGS	Metal Standard in Powder Coat		
	Metal in Stainless Steel	add	167

Table, Round, High, Monolithic, Plinth Base



Outer Width	24"
Outer Depth	24"
Outer Height	21"

249-24CMBM

SELF EDGE			
Ash Veneer	Walnut Veneer	Corian®	Laminate
1622	1666	3659	1541

MONOLITHIC TABLE	Corian® Standard in Glacier White Corian® in Carbon or Concrete	add 949
------------------	--	----------------

Specify MB Finish from the Material Worksheet.

GSA SIN 71116

✓ SCS Certified Indoor Advantage

See [Materials & Finishes](#) on page 27

Table, Round, High, Table Top, Plinth Base



Outer Width	24"
Outer Depth	24"
Outer Height	21"

249-24CMB

VENEER SURROUND		
Ash	Walnut	Laminate (Surround)
1998	2042	1917

TABLE TOP	Standard in Corian® in Glacier White	
	Glass	add 16
	Corian® in Carbon or Concrete	add 452
	Marble and Granite	add 799

Specify MB Finish from the Material Worksheet.

GSA SIN 71116

✓ SCS Certified Indoor Advantage

See [Materials & Finishes](#) on page 27

Table, Round, High, Table Top, Legs



Outer Width	24"
Outer Depth	24"
Outer Height	21"

249-24CM

VENEER SURROUND

Ash	Walnut	Laminate (Surround)
2391	2446	2291

TABLE TOP	Standard in Corian® in Glacier White		
	Glass	add	16
	Corian® in Carbon or Concrete	add	452
	Marble and Granite	add	799

Specify MB Finish from the Material Worksheet.

GSA SIN 71116

✓ SCS Certified Indoor Advantage

See [Materials & Finishes](#) on page 27

LEGS	Metal Standard in Powder Coat		
	Metal in Stainless Steel	add	167

Table, Round, High, Monolithic, Legs



Outer Width	24"
Outer Depth	24"
Outer Height	21"

249-24CMM

SELF EDGE

Ash Veneer	Walnut Veneer	Corian® Monolithic	Laminate
1747	1790	3784	1666

Specify MB Finish from the Material Worksheet.

GSA SIN 71116

✓ SCS Certified Indoor Advantage

See [Materials & Finishes](#) on page 27

Table, Round, Low, Monolith, Plinth Base



249-24CLBM

Outer Width	24"
Outer Depth	24"
Outer Height	17.5"
Carton Weight	75 lbs
Carton Volume	7 cu ft

SELF EDGE			
Ash Veneer	Walnut Veneer	Corian®	Laminate
1617	1660	3573	1537

TABLE Standard in Ash Veneer Specify MB Finish from the Material Worksheet.

CORIAN® TOP	Corian® Top, Veneer Surround Standard in Glacier White		
	Corian® Top, Veneer Surround in Carbon or Concrete	add	979

GSA SIN 71116

✓ SCS Certified Indoor Advantage

See [Materials & Finishes](#) on page 27

CORIAN® MONOLITHIC	Corian® Monolithic Standard in Glacier White		
	Corian® Monolithic in Carbon or Concrete	add	784

Table, Round, Low, Table Top, Plinth Base



249-24CLB

Outer Width	24"
Outer Depth	24"
Outer Height	17.5"
Carton Weight	75 lbs
Carton Volume	7 cu ft

VENEER SURROUND		
Ash	Walnut	Laminate (Surround)
1994	2038	1913

TABLE TOP	Standard in Corian® in Glacier White		
	Glass	add	16
	Corian® in Carbon or Concrete	add	452
	Marble and Granite	add	799

Specify MB Finish from the Material Worksheet.

GSA SIN 71116

✓ SCS Certified Indoor Advantage

See [Materials & Finishes](#) on page 27



249-24CL

Table, Round, Low, Table Top, Legs

Outer Width	24"
Outer Depth	24"
Outer Height	17.5"
Carton Weight	75 lbs
Carton Volume	7 cu ft

VENEER SURROUND

Ash	Walnut	Laminate (Surround)
2387	2441	2286

TABLE TOP	Standard in Corian® in Glacier White		
	Glass	add	16
	Corian® in Carbon or Concrete Marble and Granite	add	452
		add	799

Specify MB Finish from the Material Worksheet.

GSA SIN 71116

✓ SCS Certified Indoor Advantage

See [Materials & Finishes](#) on page 27

LEGS	Metal Standard in Powder Coat		
	Metal in Stainless Steel	add	167



249-24CLM

Table, Round, Low, Monolithic, Legs

Outer Width	24"
Outer Depth	24"
Outer Height	17.5"
Carton Weight	75 lbs
Carton Volume	7 cu ft

SELF EDGE

Ash Veneer	Walnut Veneer	Corian® Monolithic	Laminate
1742	1786	3780	1661

Specify MB Finish from the Material Worksheet.

GSA SIN 71116

✓ SCS Certified Indoor Advantage

See [Materials & Finishes](#) on page 27



249-20SLBM

Table, Square, Low, Monolith, Plinth Base

Outer Width	20"
Outer Depth	20"
Outer Height	17.5"
Carton Weight	75 lbs
Carton Volume	6 cu ft

SELF EDGE			
Ash Veneer	Walnut Veneer	Corian®	Laminate
1311	1355	2949	1245

MONOLITHIC TABLE	Corian® Standard in Glacier White Corian® in Carbon or Concrete	add 1000
------------------	--	-----------------

Specify MB Finish from the Material Worksheet.

GSA SIN 71116

✓ SCS Certified Indoor Advantage

See [Materials & Finishes](#) on page 27



249-20SLB

Table, Square, Low, Table Top, Plinth Base

Outer Width	20"
Outer Depth	20"
Outer Height	17.5"
Carton Weight	75 lbs
Carton Volume	6 cu ft

VENEER SURROUND		
Ash	Walnut	Laminate (Surround)
1636	1680	1571

TABLE TOP	Standard in Corian® in Glacier White	
	Glass	add 18
	Corian® in Carbon or Concrete	add 414
	Marble and Granite	add 705

Specify MB Finish from the Material Worksheet.

GSA SIN 71116

✓ SCS Certified Indoor Advantage

See [Materials & Finishes](#) on page 27



249-20SLM

Table, Square, Low, Monolithic, Legs

Outer Width	20"
Outer Depth	20"
Outer Height	17.5"
Carton Weight	45 lbs
Carton Volume	6 cu ft

SELF EDGE			
Ash Veneer	Walnut Veneer	Corian® Monolithic	Laminate
1436	1479	3074	1370

Specify MB Finish from the Material Worksheet.

GSA SIN 71116

✓ SCS Certified Indoor Advantage

See [Materials & Finishes](#) on page 27



249-20SL

Table, Square, Low, Table Top, Legs

Outer Width	20"
Outer Depth	20"
Outer Height	17.5"
Carton Weight	45 lbs
Carton Volume	6 cu ft

VENEER SURROUND		
Ash	Walnut	Laminate (Surround)
2030	2073	1944

TABLE TOP	Standard in Corian® in Glacier White	
	Glass	add 18
	Corian® in Carbon or Concrete	add 414
	Marble and Granite	add 705

Specify MB Finish from the Material Worksheet.

GSA SIN 71116

✓ SCS Certified Indoor Advantage

See [Materials & Finishes](#) on page 27

Table, Rectangle, Low, Monolithic, Plinth Base



249-25RLBM

Outer Width	14"
Outer Depth	25"
Outer Height	17.5"
Carton Weight	75 lbs
Carton Volume	7 cu ft

SELF EDGE			
Ash Veneer	Walnut Veneer	Corian®	Laminate
1434	1477	3434	1362

MONOLITHIC TABLE	Corian® Standard in Glacier White Corian® in Carbon or Concrete	add 706
------------------	--	----------------

Specify MB Finish from the Material Worksheet.

GSA SIN 71116

✓ SCS Certified Indoor Advantage

See [Materials & Finishes](#) on page 27

Table, Rectangle, Low, Table Top, Plinth Base



249-25RLB

Outer Width	14"
Outer Depth	25"
Outer Height	17.5"
Carton Weight	75 lbs
Carton Volume	7 cu ft

VENEER SURROUND		
Ash	Walnut	Laminate (Surround)
1815	1859	1742

TABLE TOP	Standard in Corian® in Glacier White	
	Glass	add 17
	Corian® in Carbon or Concrete	add 451
	Marble and Granite	add 803

Specify MB Finish from the Material Worksheet.

GSA SIN 71116

✓ SCS Certified Indoor Advantage

See [Materials & Finishes](#) on page 27



249-25RL

Table, Rectangle, Low, Table Top, Legs

Outer Width	14"
Outer Depth	25"
Outer Height	17.5"
Carton Weight	65 lbs
Carton Volume	7 cu ft

VENEER SURROUND

Ash	Walnut	Laminate (Surround)
2208	2252	2116

TABLE TOP

Standard in Corian® in Glacier White		
Glass	add	17
Corian® in Carbon or Concrete	add	451
Marble and Granite	add	803

Specify MB Finish from the Material Worksheet.

GSA SIN 7116

✓ SCS Certified Indoor Advantage

See [Materials & Finishes](#) on page 27

LEGS

Metal Standard in Powder Coat		
Metal in Stainless Steel	add	167



249-25RLM

Table, Rectangle, Low, Table Top, Legs

Outer Width	14"
Outer Depth	25"
Outer Height	17.5"
Carton Weight	65 lbs
Carton Volume	7 cu ft

SELF EDGE

Ash Veneer	Walnut Veneer	Corian® Monolithic	Laminate
1558	1602	3558	1487

Specify MB Finish from the Material Worksheet.

GSA SIN 7116

✓ SCS Certified Indoor Advantage

See [Materials & Finishes](#) on page 27

Coffee Table, Round, Low, Monolithic, Plinth Base



249-36CLBM

Outer Width	36"
Outer Depth	36"
Outer Height	17.5"

SELF EDGE		
Ash Veneer	Walnut Veneer	Laminate
2246	2350	2134

Specify MB Finish from the Material Worksheet.

GSA SIN 71116

✓ SCS Certified Indoor Advantage

See [Materials & Finishes](#) on page 27

Coffee Table, Round, Low, Table Top, Plinth Base



249-36CLB

Outer Width	36"
Outer Depth	36"
Outer Height	17.5"

VENEER SURROUND		
Ash	Walnut	Laminate (Surround)
3207	3311	2723

TABLE TOP	Standard in Corian® in Glacier White	
	Glass	deduct -340
	Corian® in Carbon or Concrete	add 551
	Marble and Granite	add 1831

Specify MB Finish from the Material Worksheet.

GSA SIN 71116

✓ SCS Certified Indoor Advantage

See [Materials & Finishes](#) on page 27

Coffee Table, Round, Low, Table Top, Legs



249-36CL

Outer Width	36"
Outer Depth	36"
Outer Height	17.5"

VENEER SURROUND		
Ash	Walnut	Laminate (Surround)
3600	3704	3468

TABLE TOP	Standard in Corian® in Glacier White		
	Glass	deduct	-340
	Corian® in Carbon or Concrete	add	551
	Marble and Granite	add	1831

Specify MB Finish from the Material Worksheet.

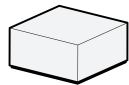
GSA SIN 71116

✓ SCS Certified Indoor Advantage

See [Materials & Finishes](#) on page 27

LEGS	Metal Standard in Powder Coat		
	Metal in Stainless Steel	add	167

Coffee Table, Square, Low, Monolithic, Plinth Base



249-36SLBM

Outer Width	36"
Outer Depth	36"
Outer Height	17.5"
Carton Weight	90 lbs
Carton Volume	17 cu ft

SELF EDGE			
Ash Veneer	Walnut Veneer	Corian®	Laminate
1634	1678	3922	1553

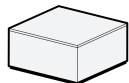
MONOLITHIC TABLE	Corian® Standard in Glacier White		
	Corian® in Carbon or Concrete	add	904

Specify MB Finish from the Material Worksheet.

GSA SIN 71116

✓ SCS Certified Indoor Advantage

See [Materials & Finishes](#) on page 27



249-36SLB

Coffee Table, Square, Low, Table Top, Plinth Base

Outer Width	36"
Outer Depth	36"
Outer Height	17.5"
Carton Weight	90 lbs
Carton Volume	17 cu ft

VENEER SURROUND		
Ash	Walnut	Laminate (Surround)
2595	2639	2514

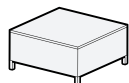
TABLE TOP	Standard in Corian® in Glacier White		
	Glass	deduct	-360
	Corian® in Carbon or Concrete	add	551
	Marble and Granite	add	1831

Specify MB Finish from the Material Worksheet.

GSA SIN 71116

✓ SCS Certified Indoor Advantage

See [Materials & Finishes](#) on page 27



249-36SL

Coffee Table, Square, Low, Table Top, Legs

Outer Width	36"
Outer Depth	36"
Outer Height	17.5"
Carton Weight	75 lbs
Carton Volume	17 cu ft

VENEER SURROUND		
Ash	Walnut	Laminate (Surround)
2988	3092	2888

TABLE TOP	Standard in Corian® in Glacier White		
	Glass	deduct	-360
	Corian® in Carbon or Concrete	add	551
	Marble and Granite	add	1831

Specify MB Finish from the Material Worksheet.

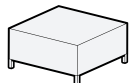
GSA SIN 71116

✓ SCS Certified Indoor Advantage

See [Materials & Finishes](#) on page 27

LEGS	Metal Standard in Powder Coat		
	Metal in Stainless Steel	add	167

Coffee Table, Square, Low, Monolithic, Legs



249-36SLM

Outer Width	36"
Outer Depth	36"
Outer Height	17.5"
Carton Weight	75 lbs
Carton Volume	17 cu ft

SELF EDGE			
Ash Veneer	Walnut Veneer	Corian® Monolithic	Laminate
2720	2764	5010	2673

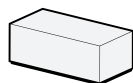
MONOLITHIC TABLE Corian® Monolithic Standard in Glacier White Specify MB Finish from the Material Worksheet.

Corian® Monolithic in Carbon or Concrete add **1061** GSA SIN 71116

✓ SCS Certified Indoor Advantage

See [Materials & Finishes](#) on page 27

Coffee Table, Rectangle, Low, Monolith Plinth Base



249-48RLBM

Outer Width	48"
Outer Depth	24"
Outer Height	17.5"
Carton Weight	82 lbs
Carton Volume	15 cu ft

SELF EDGE			
Ash Veneer	Walnut Veneer	Corian®	Laminate
1628	1672	3912	1553

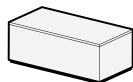
MONOLITHIC TABLE Corian® Standard in Glacier White Specify MB Finish from the Material Worksheet.

Corian® in Carbon or Concrete add **905** GSA SIN 71116

✓ SCS Certified Indoor Advantage

See [Materials & Finishes](#) on page 27

Coffee Table, Rectangle, Low, Table Top, Plinth Base



249-48RLB

Outer Width	48"
Outer Depth	24"
Outer Height	17.5"
Carton Weight	82 lbs
Carton Volume	15 cu ft

VENEER SURROUND		
Ash	Walnut	Laminate (Surround)
2578	2621	2503

TABLE TOP	Standard in Corian® in Glacier White		
	Glass	deduct	-360
	Corian® in Carbon or Concrete	add	685
	Marble and Granite	add	1578

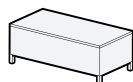
Specify MB Finish from the Material Worksheet.

GSA SIN 71116

✓ SCS Certified Indoor Advantage

See [Materials & Finishes](#) on page 27

Coffee Table, Rectangle, Low, Table Top, Legs



249-48RL

Outer Width	48"
Outer Depth	24"
Outer Height	17.5"
Carton Weight	76 lbs
Carton Volume	15 cu ft

VENEER SURROUND		
Ash	Walnut	Laminate (Surround)
2971	3075	2876

TABLE TOP	Standard in Corian® in Glacier White		
	Glass	deduct	-360
	Corian® in Carbon or Concrete	add	685
	Marble and Granite	add	1578

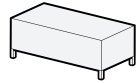
Specify MB Finish from the Material Worksheet.

GSA SIN 71116

✓ SCS Certified Indoor Advantage

See [Materials & Finishes](#) on page 27

LEGS	Metal Standard in Powder Coat		
	Metal in Stainless Steel	add	167



249-48RLM

Coffee Table, Rectangle, Low, Monolithic, Legs

Outer Width	48"
Outer Depth	24"
Outer Height	17.5"
Carton Weight	76 lbs
Carton Volume	15 cu ft

SELF EDGE

Ash Veneer	Walnut Veneer	Corian® Monolithic	Corian®
2702	2746	5010	2673

MONOLITHIC TABLE

Corian® Monolithic Standard in Glacier White
Corian® Monolithic in Carbon or Concrete

add **895**

Specify MB Finish from the Material Worksheet.

GSA SIN 71116

✓ SCS Certified Indoor Advantage

See [Materials & Finishes](#) on page 27

Notes

Legs

(Specify Martin Brattrud Finish)

Standard: Powder Coat

[View Powder Coat - Metallics](#)

[View Powder Coat - Neutrals](#)

[View Powder Coat - Color](#)

Custom Powder Coat Finish produced upon receipt of a customer supplied RAL# and fee of \$385 Net, with a minimum order of 10.

Premium: Polished Stainless Steel (**PSS**), or Satin Stainless Steel (**SSS**)

[View Stainless Steel Premiums](#)

Plinth Base

To match table

Table

(Specify Martin Brattrud Finish)

Standard: Ash Veneer

Premium: Walnut Veneer

[View Ash Wood Standard Finishes](#)

[View Walnut Wood Standard Finishes](#)

Custom Wood Finish produced upon receipt of a customer's approved sample match and fee of \$200 Net for each unique finish per order.

Premium: Corian® Monolithic

in Glacier White (**GW**) or Concrete (**CNT**) or Carbon (**CCT**)

[View Corian® Standard Options](#)

Laminate: 90° Edge

[View Laminate Standard Options](#)

Table Top

Wood Veneer as Table

Corian® Standard: Glacier White (**GW**)

Corian® Premium: Concrete (**CNT**) or Carbon (**CCT**), .5" thick

Stone: Black Granite (**BG**) or Carrara Marble (**CM**), .75" thick
































[View Stone Standard Options](#)

(Stone is a natural material with inherent fissures and color patterns.)

Glass: Starphire Clear Glass (**SCG**) or Starphire Glass, Bottom Sandblasted

(**SBS**), .5" thick

Materials & Finishes

Metal	POWDER COAT - COLOR	 CLD Cloud	 CMT Cement	 MTL Gunmetal	 SEA Deep Sea	 VBG Vandenberg	 DNE Dune
		 CRL Coral	 AGV Agave	 CHR Churro			
	POWDER COAT - NEUTRALS	 SRG Sugar Gloss	 SGM Sugar Matte	 CBG Carbon Gloss	 CBN Carbon Matte		
	POWDER COAT - METALLICS	 SIL Silver	 LD Lead	 BRZ Bronze	 FLI Flint	 MCA Mica	
	STAINLESS STEEL	 PSS Polished Stainless Steel	 SSS Satin Stainless Steel				
Wood	ASH	 ASH1 Shoji	 ASH2 Cinder	 ASH3 Storm	 ASH8 Natural	 ASH9 Coal	 ASH10 Driftwood
		 ASH11 Burro	 ASH12 Char	 ASH13 Dune	 ASH14 Coral	 ASH15 Agave	 ASH16 Deep Sea
		 ASH17 Vandenberg					
	WALNUT	 WAL1 Natural	 WAL2 Deep				
Corian®	CORIAN®	 GW Glacier White	 CNT Concrete	 CCT Carbon			
Stone	MARBLE AND GRANITE	 CM Carrara Marble	 BG Black Granite				
Other	LAMINATE	 LMWM White Matte	 LMBM Black Matte				
Glass	GLASS	 SBS Starphire Glass, Bottom Sandblased	 SCG Starphire Clear Glass				

Notes

SEE FINISHES ONLINE

WOOD: <https://martinbrattrud.com/Wood>

METAL & PAINT: <https://martinbrattrud.com/Metal>

CORIAN®: <https://martinbrattrud.com/Corian®>

STONE: <https://martinbrattrud.com/Stone>